



# COLD EXPANSION - PEX FITTINGS

Price List # PCE 1-18  
Products Categories: 891  
Effective - October 4, 2018



## Cold Expansion Ring - ASTM F-1960 Inner Box Qty. Carton Qty. \$



#780044005			
1/2 COLD EXPANSION RING - ASTM F1960	50	500	0.6758
#780044007			
3/4 COLD EXPANSION RING - ASTM F1960	25	250	1.1024
#780044010			
1 COLD EXPANSION RING - ASTM F1960	10	100	1.5412

## Poly Alloy Tee - ASTM F-1960 Inner Box Qty. Carton Qty. \$



#894001005			
1/2 POLYALLOY TEE - COLD EXPANSION - BLACK	25	500	3.1800
#894001007			
3/4 POLYALLOY TEE - COLD EXPANSION - BLACK	25	500	5.4750
#894001010			
1 POLYALLOY TEE - COLD EXPANSION - BLACK	25	500	9.1350

## Poly Alloy Reducing Tee - ASTM F-1960 Inner Box Qty. Carton Qty. \$



#894001334			
1/2 X 1/2 X 3/4 POLYALLOY TEE - COLD EXPANSION - BLACK	25	400	4.3200
#894001433			
3/4 X 1/2 X 1/2 POLYALLOY TEE - COLD EXPANSION - BLACK	25	350	4.4250
#894001434			
3/4 X 1/2 X 3/4 POLYALLOY TEE - COLD EXPANSION - BLACK	25	250	5.0400
#894001443			
3/4 X 3/4 X 1/2 POLYALLOY TEE - COLD EXPANSION - BLACK	25	250	5.1150
#894001445			
3/4 X 3/4 X 1 POLYALLOY TEE - COLD EXPANSION - BLACK	25	150	9.3563
#894001544			
1 X 3/4 X 3/4 POLYALLOY TEE - COLD EXPANSION - BLACK	25	150	7.6200
#894001545			
1 X 3/4 X 1 POLYALLOY TEE - COLD EXPANSION - BLACK	25	100	8.8650
#894001553			
1 X 1 X 1/2 POLYALLOY TEE - COLD EXPANSION - BLACK	25	150	8.3700
#894001554			
1 X 1 X 3/4 POLYALLOY TEE - COLD EXPANSION - BLACK	25	125	9.0150

## Poly Alloy Elbow - ASTM F-1960 Inner Box Qty. Carton Qty. \$



#894006005			
1/2 POLYALLOY ELBOW - COLD EXPANSION - BLACK	25	900	2.8200
#894006007			
3/4 POLYALLOY ELBOW - COLD EXPANSION - BLACK	25	350	4.2600
#894006010			
1 POLYALLOY ELBOW - COLD EXPANSION - BLACK	25	150	7.6650
#894006043			
3/4 X 1/2 POLYALLOY ELBOW - COLD EXPANSION - BLACK	25	550	3.7175

## Poly Alloy MPT Elbow - ASTM F-1960 Inner Box Qty. Carton Qty. \$








#894010005			
1/2 POLYALLOY MPT ELBOW - COLD EXPANSION - BLACK	10	600	4.6804



# COLD EXPANSION - PEX FITTINGS

Price List # PCE 1-18  
 Products Categories: 891  
 Effective - October 4, 2018



Poly Alloy Coupling - ASTM F-1960		Inner Box Qty.	Carton Qty.	\$
	#894029005 1/2 POLYALLOY COUPLING - COLD EXPANSION - BLACK	25	1250	2.1000
	#894029007 3/4 POLYALLOY COUPLING - COLD EXPANSION - BLACK	25	500	3.1650
	#894029010 1 POLYALLOY COUPLING - COLD EXPANSION - BLACK	50	250	4.9350
	#894029043 3/4 x 1/2 POLYALLOY COUPLING - COLD EXPANSION - BLACK	25	600	2.6338
	#894029054 1 X 3/4 POLYALLOY COUPLING - COLD EXPANSION - BLACK	25	250	4.6892
Poly Alloy MPT Adapter - ASTM F-1960		Inner Box Qty.	Carton Qty.	\$
	#894036005 1/2 POLYALLOY MPT ADAPTER - COLD EXPANSION - BLACK	25	850	3.7200
	#894036007 3/4 POLYALLOY MPT ADAPTER - COLD EXPANSION - BLACK	25	500	3.3600
Plastic Insert Plug - ASTM F-1960		Inner Box Qty.	Carton Qty.	\$
	#894043005 1/2 PLASTIC INSERT PLUG - COLD EXPANSION - BLACK	100	2000	1.5000
	#894043007 3/4 PLASTIC INSERT PLUG - COLD EXPANSION - BLACK	25	900	2.4000
	#894043010 1 PLASTIC INSERT PLUG - COLD EXPANSION - BLACK	25	500	3.7650
Drop Ear Elbow - ASTM F-1960		Inner Box Qty.	Carton Qty.	\$
	#788014005 1/2 C.E. PEX x FIP DROP EAR (3 EAR) NL BR. ELBOW	10	100	17.1270
	#788014007 3/4 C.E. PEX x FIP DROP EAR (3 EAR) NL BR. ELBOW	10	50	26.7300
	#788014043 3/4 X 1/2 C.E. PEX x FIP DROP EAR (3 EAR) NL BR. ELBOW	10	50	27.0123
PEX x FIP Brass Adapters (NL) - ASTM F-1960		Inner Box Qty.	Carton Qty.	\$
	#788035005 1/2 PEX x FIP NL BRASS ADAPTER- COLD EXPANSION	25	200	8.7945
	#788035007 3/4 PEX x FIP NL BRASS ADAPTER - COLD EXPANSION	25	150	13.2330
	#788035010 1 PEX x FIP NL BRASS ADAPTER - COLD EXPANSION	50	100	21.4335
	#788035034 1/2 X 3/4 PEX x FIP NL BRASS ADAPTER- COLD EXPANSION	25	150	14.6520
	#788035043 3/4 X 1/2 PEX x FIP NL BRASS ADAPTER- COLD EXPANSION	25	300	12.5730
	#788035045 3/4 X 1 PEX x FIP NL BRASS ADAPTER - COLD EXPANSION	25	150	21.3240



# COLD EXPANSION - PEX FITTINGS

Price List # PCE 1-18  
 Products Categories: 891  
 Effective - October 4, 2018



**PEX x MIP Brass Adapters (NL) - ASTM F-1960** Inner Box Qty. Carton Qty. \$



#788036005	1/2 PEX x MIP NL BRASS ADAPTER - COLD EXPANSION	50	300	8.4081
#788036007	3/4 PEX x MIP NL BRASS ADAPTER - COLD EXPANSION	25	200	13.1099
#788036010	1 PEXxMIP NL BRASS ADAPTER - COLD EXPANSION	10	200	22.2901
#788036034	1/2 X 3/4 PEX x MIP NL BRASS ADAPTER - COLD EXPANSION	25	200	11.9714
#788036043	3/4 X 1/2 PEX x MIP NL BRASS ADAPTER - COLD EXPANSION	25	250	12.0816
#788036045	3/4 X 1 PEX x MIP NL BRASS ADAPTER - COLD EXPANSION	10	150	20.3022
#788036054	1 X 3/4 PEX x MIP NL BRASS ADAPTER - COLD EXPANSION	10	150	21.4254

**PEX Male SWT Brass Adapter (NL) - ASTM F-1960** Inner Box Qty. Carton Qty. \$



#788037005	1/2 PEX x MALE SWT NL BRASS ADAPTER - COLD EXPANSION	50	500	5.7016
#788037007	3/4 PEX x MALE SWT NL BRASS ADAPTER - COLD EXPANSION	25	300	10.8243
#788037010	1 PEX X MALE SWT NL BRASS ADAPTER - COLD EXPANSION	25	200	19.5989
#788037034	1/2 X 3/4 PEX x MALE SWT NL BRASS ADAPTER-COLD EXPANSION	25	500	9.0871

**PEX Female SWT Brass Adapter (NL) - ASTM F-1960** Inner Box Qty. Carton Qty. \$



#788038005	1/2 PEX x FEMALE SWT NL BRASS ADAPTER-COLD EXPANSION	50	600	17.3850
#788038007	3/4 PEX x FEMALE SWT NL BRASS ADAPTER-COLD EXPANSION	25	250	20.9850
#788038010	1 PEX x FEMALE SWT NL BRASS ADAPTER-COLD EXPANSION	10	100	29.8200
#788038045	3/4 X 1 PEX X FEMALE SWT NL BRASS ADAPTER-COLD EXPANSION	10	100	30.6695
#788007005	1/2 C.E. PEX x FEMALE SWT NL BRASS 90 ELBOW	10	150	68.9753

**PEX Inlet Manifold - ASTM F-1960 - Closed End** Inner Box Qty. Carton Qty. \$






#8921070003	3/4 PEX INLET MANIFOLD X 3 (1/2 PEX) PORT OULETS - CLOSED	10	-	17.3850
#8921070004	3/4 PEX INLET MANIFOLD X 4 (1/2 PEX) PORT OULETS - CLOSED	10	-	20.9850
#8921070006	3/4 PEX INLET MANIFOLD X 6 (1/2 PEX) PORT OULETS - CLOSED	10	-	29.8200
#8921100004	1 PEX INLET MANIFOLD X 4 (1/2 PEX) PORT OULETS - CLOSED	10	-	30.6695
#8921100006	1 PEX INLET MANIFOLD X 6 (1/2 PEX) PORT OULETS - CLOSED	10	-	68.9753



# COLD EXPANSION - PEX FITTINGS

Price List # PCE 1-18  
 Products Categories: 891  
 Effective - October 4, 2018



PEX Inlet Manifold - ASTM F-1960 - Flow Through		Inner Box Qty.	Carton Qty.	\$	
	#8920070702 3/4 PEX INLET MANIFOLD X 2 (1/2 PEX) PORT OULETS - 3/4 PEX OPEN	10	-	12.3600	
	#8920070703 3/4 PEX INLET MANIFOLD X 3 (1/2 PEX) PORT OULETS - 3/4 PEX OPEN	10	-	17.1750	
	#8920070704 3/4 PEX INLET MANIFOLD X 4 (1/2 PEX) PORT OULETS - 3/4 PEX OPEN	10	-	22.7700	
	#8920070706 3/4 PEX INLET MANIFOLD X 6 (1/2 PEX) PORT OULETS - 3/4 PEX OPEN	10	-	28.6511	
	#8920101004 1 PEX INLET MANIFOLD X 4 (1/2 PEX) PORT OULETS - 1 PEX OPEN	10	-	45.8329	
	#8920101006 1 PEX INLET MANIFOLD X 6 (1/2 PEX) PORT OULETS - 1 PEX OPEN	10	-	41.5039	
	#8920100704 1 PEX INLET MANIFOLD X 4 (1/2 PEX) PORT OULETS - 3/4 PEX OPEN	10	-	45.3124	
	#8920100706 1 PEX INLET MANIFOLD X 6 (1/2 PEX) PORT OULETS - 3/4 PEX OPEN	10	-	61.7648	
	<hr/>				
	PEX Inlet Manifold - ASTM F-1960 - Opposite Branches - Flow Through		Inner Box Qty.	Carton Qty.	\$
		#8920070703O 3/4 PEX INLET MANIFOLD X 3 (1/2 PEX) PORT OULETS - 3/4 PEX OPEN - OPPOSITE BRANCHES	10	-	22.1698
		#8920070704O 3/4 PEX INLET MANIFOLD X 4 (1/2 PEX) PORT OULETS - 3/4 PEX OPEN - OPPOSITE BRANCHES	10	-	22.5361
#8920070706O 3/4 PEX INLET MANIFOLD X 6 (1/2 PEX) PORT OULETS - 3/4 PEX OPEN - OPPOSITE BRANCHES		10	-	28.3345	
<hr/>					
PEX Inlet Manifold - ASTM F-1960 - Opposite Branches - Closed End		Inner Box Qty.	Carton Qty.	\$	
	#8921070003O 3/4 PEX INLET MANIFOLD X 1/2 (3 Ports) Outlet-Closed-OPP.BR	10	-	22.0400	
	#8921070004O 3/4 PEX INLET MANIFOLD X 1/2 (4 Ports) Outlet-Closed-OPP.BR	10	-	22.4600	
	#8921070008O 3/4 PEX INLET MANIFOLD X 1/2 (8 Ports) Outlet-Closed-OPP.BR	10	-	28.0600	