



**Vanguard Pipe
& Fittings Ltd.**



**PLUMBING PRODUCT
CATALOGUE**

PLB-VAN-1-2010

CANPEX *ULTRA*[™], CANPEX[™] *UV Plus*, CANPEX[™] Manifold Coils 2

Copper Manifolds 3

Brass Straight Stops, Angle Stops 4

Copper Crimp Rings, Brass Test Plugs, Brass Couplers 5

Brass Crimp Tees, Brass Crimp x Male Adapters 6

Brass Crimp x FPT Adapters, Male/Female Sweat Adapters, Male Threaded Elbows, Elbows 7

Brass Fixture Transition Fittings, Drop-Eared Elbows, Swivel Elbows, Stubout Elbows 8

Brass Male/Female Sweat Adapter Elbows, Lav Nuts, Ballcock Nuts 9

PolyAlloy Tees, Male Adapters, Couplers 10

PolyAlloy Elbows, Male Threaded Elbows, Transition Fittings, Test Plugs 11

Tube Talons, Tube Clips, Turn Outs, Cone Washers 12

Escutcheons, Icemaker Tubing, Water Heater Swivel Connector 13

CANPEX[™] Supply Tubes 14

Crimp Tools, Crimp Gauges 15

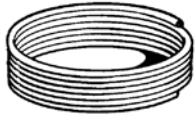
Tubing Cutters, Uncoiler 16

Water Service 17

Bruiser Water Service Pipe, Tubing 18

Reclaimed Water Tubing, CANPEX[™] Tracer Wire Tubing 19

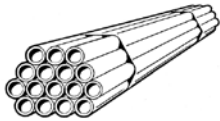
Vanguard reserves the right to change pricing without notice, written or verbal.



CANPEX™ UV Plus
CANPEX™ ULTRA

White
Red
Blue
100 PSI@180°F
160 PSI@73°F
SDR-9
CSA B137.5
ASTM F876/F877/F2023
NSF-PW
PEX 5306
CL-R/CL-TD
CAN/ULC S101/UL263
CAN/ULC S102.2-03/UL E84
CTS-OD
Coils


Part No.						
White	Red	Blue	Diameter Size	Coil Length	Lbs./Coil	
PX1C1	N/A	N/A	1/4" Nominal (3/8" OD)	100'	2.92 lbs.	
PX2C5/U	PXR2C5/U	PXB2C5/U	3/8" Nominal (1/2" OD)	500'	20.66 lbs.	
PX2C10/U	PXR2C10/U	PXB2C10/U		1000'	41.30 lbs.	
PX3C1/U	PXR3C1/U	PXB3C1/U		1/2" Nominal (5/8" OD)	100'	5.35 lbs.
PX3C2.5/U	PXR3C2.5/U	PXB3C2.5/U	250'		13.38 lbs.	
PX3C3/U	PXR3C3/U	PXB3C3/U	300'		16.05 lbs.	
PX3C5/U	PXR3C5/U	PXB3C5/U	500'		26.75 lbs.	
PX3C10/U	PXR3C10/U	PXB3C10/U	1000'		53.50 lbs.	
PX4C1/U	PXR4C1/U	PXB4C1/U	3/4" Nominal (7/8" OD)		100'	10.23 lbs.
PX4C2.5/U	PXR4C2.5/U	PXB4C2.5/U			250'	25.58 lbs.
PX4C3/U	PXR4C3/U	PXB4C3/U		300'	30.69 lbs.	
PX4C5/U	PXR4C5/U	PXB4C5/U		500'	51.15 lbs.	
PX4C10/U	PXR4C10/U	PXB4C10/U		1000'	102.30 lbs.	
PX5C1/U	PXR5C1/U	PXB5C1/U	1" Nominal (1-1/8" OD)	100'	16.89 lbs.	
PX5C3/U	PXB5C3/U	PX5C3/U		300'	50.67 lbs.	



Straight Lengths
20' Lengths

Part No.					
White	Red	Blue	Diameter Size	Qty./Bundle	Lbs./Bundle
PX3L5/U	PXR3L5	PXB3L5	1/2" Nominal (5/8" OD)	500'	26.75
PX4L2/U	PXR4L2	PXB4L2	3/4" Nominal (7/8" OD)	200'	20.46
PX5L1/U	PXR5L1/U	PXB5L1/U	1" Nominal (1 1/8" OD)	100'	16.89

Special lengths available upon request P.O.A.



MANAPAC
CANPEX™ UV Plus
CANPEX™ ULTRA

Packaged Coils of
Coloured Tubing

Part No.	Description	Lbs./Box	Box Qty.
PXM2RB10/U	3/8" Nominal (1/2" OD) CANPEX™/Ultra 1 Blue and 1 Red	46.0 lbs.	(2) 500' Coils
PXM2B10/U	3/8" Nominal (1/2" OD) CANPEX™/Ultra 2 Blue	46.0 lbs.	(2) 500' Coils
PXM2R10/U	3/8" Nominal (1/2" OD) CANPEX™/Ultra 2 Red	46.0 lbs.	(2) 500' Coils
PXM3B6/U	1/2" Nominal (5/8" OD) CANPEX™/Ultra 2 Blue	46.0 lbs.	(2) 300' Coils
PXM3RB6/U	1/2" Nominal (5/8" OD) CANPEX™/Ultra 1 Blue and 1 Red	46.0 lbs.	(2) 300' Coils
PXM3R6/U	1/2" Nominal (5/8" OD) CANPEX™/Ultra 2 Red	46.0 lbs.	(2) 300' Coils

Part No.	Description	Box Wgt.	Box Qty.
710075003	3/4" Female Copper x 3 Branch (1/2") PEX x CLSD End	6.5 lbs.	10
710075004	3/4" Female Copper x 4 Branch (1/2") PEX x CLSD End	7.5 lbs.	10
710075005	3/4" Female Copper x 5 Branch (1/2") PEX x CLSD End	9.0 lbs.	10
710075006	3/4" Female Copper x 6 Branch (1/2") PEX x CLSD End	10.5 lbs.	10
710075007	3/4" Female Copper x 7 Branch (1/2") PEX x CLSD End	12.5 lbs.	10
710075008	3/4" Female Copper x 8 Branch (1/2") PEX x CLSD End	13.5 lbs.	10
710075009	3/4" Female Copper x 9 Branch (1/2") PEX x CLSD End	15.5 lbs.	10
710075010	3/4" Female Copper x 10 Branch (1/2") PEX x CLSD End	16.5 lbs.	10
710075011	3/4" Female Copper x 11 Branch (1/2") PEX x CLSD End	18.5 lbs.	10
710075012	3/4" Female Copper x 12 Branch (1/2") PEX x CLSD End	20.0 lbs.	10
710575003	3/4" PEX x 3 BR (1/2") PEX, 2" Center x CLSD End	8.0 lbs.	10
710575004	3/4" PEX x 4 BR (1/2") PEX, 2" Center x CLSD End	9.5 lbs.	10
710575006	3/4" x PEX x 6 BR (1/2") PEX, 2" Center x CLSD End	12.0 lbs.	10
710575007	3/4" x PEX x 7 BR (1/2") PEX, 2" Center x CLSD End	14.0 lbs.	10
710575008	3/4" x PEX x 8 BR (1/2") PEX, 2" Center x CLSD End	15.0 lbs.	10
714009072	1 X 24 BR (1/2) PEX, 3" Center 72" PEX Header	32.0 lbs.	6
714009166	1 1/4" X 24 BR (1/2) PEX, 3" Center 72" PEX Header	27.5 lbs.	4

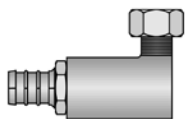


Copper Tee Drilled, Crimp-On Manifold

Part No.	Description	Box Wgt.	Box Qty.
713010070	1 X 1/2 - 24 BR - 72" Copper Header, 3" Center	29.5 lbs.	5
713010072	1 X 3/4 - 24 BR - 72" Copper Header, 3" Center	24.0 lbs.	4
713012070	1 1/4 X 1/2 - 24 BR - 72" Copper Header, 3" Center	28.0 lbs.	4
713012072	1 1/4 X 3/4 - 24 BR - 72" Copper Header, 3" Center	29.5 lbs.	4
713015072	1 1/2 X 3/4 - 24 BR - 72" Copper Header, 3" Center	27.5 lbs.	3
713020072	2 X 3/4 - 24 BR - 72" Copper Header, 3" Center	26.0 lbs.	2

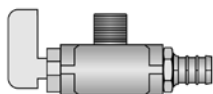


Copper Tee Drilled, Sweat-On Manifold

**Adapter**

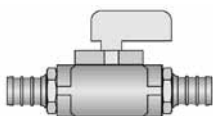
Insert x Compression

Part No.	Description	Bag Wgt.	Bag Qty.
708006074C	1/2" Insert x 3/8" Compression Angle Adapter - Chrome Plated	0.09 lbs.	1



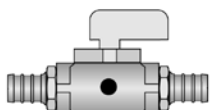
Insert x Hose Valve

Part No.	Description	Bag Wgt.	Bag Qty.
703000005C	1/2" Insert x Hose Washing Machine Valve - Chrome Plated	0.32 lbs.	1

**Straight Stop Valve**

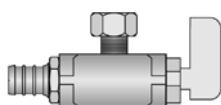
Insert x Insert

Part No.	Description	Bag Wgt.	Bag Qty.
701010005C	1/2" Insert x 1/2" Insert Straight Stop Valve	3.53 lbs.	10
701010007C	3/4" Insert x 3/4" Insert Straight Stop Valve	5.71 lbs.	10

**Stop and Drain Valve**

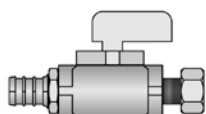
Insert x Insert

Part No.	Description	Bag Wgt.	Bag Qty.
701110005C	1/2" Insert Stop & Drain Chrome Plated	3.54 lbs.	10
701110007C	3/4" Insert Stop & Drain	5.73 lbs.	10

**Angle Stop Valve**

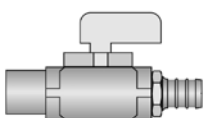
Insert x Compression

Part No.	Description	Bag Wgt.	Bag Qty.
7020200074C	1/2" Insert x 3/8 Comp Angle Stop Chrome Plated	0.21 lbs.	1
703010072C	1/2" Insert x 1/4 Comp Angle Stop Chrome Plated	0.27 lbs.	1

**Straight Valve**

Insert x Compression

Part No.	Description	Bag Wgt.	Bag Qty.
702010074C	1/2" Insert x 3/8 Comp Straight Stop Chrome Plated	0.34 lbs.	1



CF Sweat x Insert

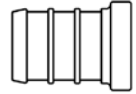
Part No.	Description	Bag Wgt.	Bag Qty.
701213005C	1/2" Insert x Copper Female Sweat	0.40 lbs.	1
701211007C	3/4" Insert x Copper Female Sweat	0.58 lbs.	1

Part No.	Description	Bag Wgt.	Bag Qty.	Ctn Qty.
CBXCR2	Copper Ring for 3/8" Tubing	1.05 lbs.	100	2000
CBXCR3	Copper Ring for 1/2" Tubing	1.33 lbs.	100	1000
CBXCR4	Copper Ring for 3/4" Tubing	1.75 lbs.	100	500
CBXCR5	Copper Ring for 1" Tubing	1.12 lbs.	50	250



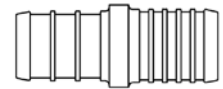
Black Copper Crimp Rings

Part No.	Description	Bag Wgt.	Bag Qty.	Box Qty.
CBXP2B	3/8" (Brass) Insert Plug	1.78 lbs.	100	1000
CBXP3B	1/2" (Brass) Insert Plug	2.16 lbs.	100	1000
CBXP4B	3/4" (Brass) Insert Plug	2.15 lbs.	50	500
CBXP5B	1" (Brass) Insert Plug	0.84 lbs.	10	100



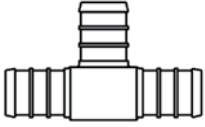
Brass Insert Plugs

Part No.	Description	Bag Wgt.	Bag Qty.	Box Qty.
CBXBC22	3/8" PB x 3/8" PEX	2.51 lbs.	100	1000
CBXBC33	1/2" PB x 1/2" PEX	3.20 lbs.	100	800
CBXBC44	3/4" PB x 3/4" PEX	2.94 lbs.	50	400

Transition Couplings
SDR-9 PEX x SDR-11 PB
Insert x Insert

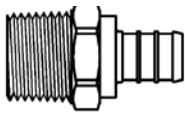
Part No.	Description	Bag Wgt.	Bag Qty.	Box Qty.
CBXC22	3/8" x 3/8" Coupler	2.51 lbs.	100	1000
CBXC32	1/2" x 3/8" Coupler	3.01 lbs.	100	1000
CBXC33	1/2" x 1/2" Coupler	3.20 lbs.	100	800
CBXC43	3/4" x 1/2" Coupler	2.47 lbs.	50	500
CBXC44	3/4" x 3/4" Coupler	2.94 lbs.	50	400
CBXC54	1" x 3/4" Coupler	0.79 lbs.	10	100
CBXC55	1" x 1" Coupler	0.95 lbs.	10	100

Coupler
Insert x Insert



Tees
Insert x Insert x Insert

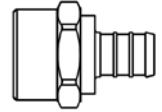
Part No.	Description	Bag Wgt.	Bag Qty.	Box Qty.
CBXT222	3/8" x 3/8" x 3/8" Tee	2.42 lbs.	50	500
CBXT333	1/2" x 1/2" x 1/2" Tee	2.93 lbs.	50	500
CBXT334	1/2" x 1/2" x 3/4" Reducer Tee	2.93 lbs.	25	250
CBXT433	3/4" x 1/2" x 1/2" Reducer Tee	2.93 lbs.	25	250
CBXT434	3/4" x 1/2" x 3/4" Reducer Tee	2.93 lbs.	25	250
CBXT443	3/4" x 3/4" x 1/2" Reducer Tee	2.57 lbs.	25	250
CBXT444	3/4" x 3/4" x 3/4" Tee	2.53 lbs.	25	250
CBXT445	3/4" x 3/4" x 1 Reducer Tee	2.16 lbs.	10	50
CBXT544	1" x 3/4" x 3/4" Reducer Tee	2.55 lbs.	10	50
CBXT553	1" x 1" x 1/2" Reducer Tee	2.04 lbs.	10	50
CBXT554	1" x 1" x 3/4" Reducer Tee	2.57 lbs.	10	50
CBXT555	1" x 1" x 1" Tee	2.59 lbs.	10	50



MPT Adapters
Insert x MPT

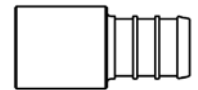
Part No.	Description	Bag Wgt.	Bag Qty.	Box Qty.
CBXMC23	3/8" Insert x 1/2" MPT	5.19 lbs.	50	300
CBXMC33	1/2" Insert x 1/2" MPT	5.13 lbs.	50	300
CBXMC34	1/2" Insert x 3/4" MPT	3.92 lbs.	25	200
CBXMC43	3/4" Insert x 1/2" MPT	2.63 lbs.	25	250
CBXMC44	3/4" Insert x 3/4" MPT	3.08 lbs.	25	200
CBXMC45	3/4" Insert x 1" MPT	3.92 lbs.	10	50
CBXMC54	1" Insert x 3/4" MPT	3.92 lbs.	10	50
CBXMC55	1" Insert x 1" MPT	2.99 lbs.	10	50

Part No.	Description	Bag Wgt.	Bag Qty.	Box Qty.
CBXFC23	3/8" Insert x 1/2" FPT	5.19 lbs.	25	200
CBXFC33	1/2" Insert x 1/2" FPT	5.13 lbs.	25	200
CBXFC34	1/2" Insert x 3/4" FPT	3.92 lbs.	25	150
CBXFC43	3/4" Insert x 1/2" FPT	3.92 lbs.	25	150
CBXFC44	3/4" Insert x 3/4" FPT	4.08 lbs.	25	150
CBXF55	1" Insert x 1" FPT	3.36 lbs.	10	50



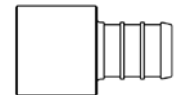
FPT Adapters
Insert x FPT

Part No.	Description	Bag Wgt.	Bag Qty.	Box Qty.
CBXC23M	3/8" Insert x 1/2" Sweat (M)	1.13 lbs.	50	500
CBXC33M	1/2" Insert x 1/2" Sweat (M)	1.53 lbs.	50	500
CBXC34M	1/2" Insert x 3/4" Sweat (M)	1.62 lbs.	25	300
CBXC44M	3/4" Insert x 3/4" Sweat (M)	1.89 lbs.	25	300
CBXC55MC	1" Insert x 1" Sweat (M) (Copper)	1.10 lbs.	10	100



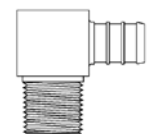
Male Sweat Adapters
Insert x Male Sweat

Part No.	Description	Bag Wgt.	Bag Qty.	Box Qty.
CBXC33F	1/2" Insert x 1/2" Sweat (F)	1.85 lbs.	50	500
CBXC23F	3/8" Insert x 1/2" Sweat (F)	1.75 lbs.	50	250
CBXC44F	3/4" Insert x 3/4" Sweat (F)	1.74 lbs.	25	250
CBXC55FC	1" Insert x 1" Sweat (F) (Copper)	2.19 lbs.	10	50



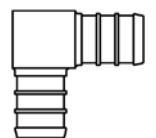
Female Sweat Adapters
Insert x Female Sweat

Part No.	Description	Bag Wgt.	Bag Qty.	Box Qty.
CBXME22	3/8" Insert x 3/8" MPT Elbow	2.51 lbs.	10	200
CBXME32	1/2" Insert x 3/8" MPT Elbow	3.01 lbs.	10	200
CBXME33	1/2" Insert x 1/2" MPT Elbow	3.20 lbs.	10	100

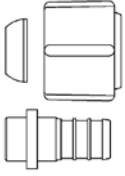


Male Thread Elbows
Insert x MPT

Part No.	Description	Bag Wgt.	Bag Qty.	Box Qty.
CBXE22	3/8" x 3/8" Elbow	2.51 lbs.	50	500
CBXE33	1/2" x 1/2" Elbow	3.01 lbs.	50	500
CBXE43	3/4" x 1/2" Elbow	3.20 lbs.	25	250
CBXE44	3/4" x 3/4" Elbow	2.47 lbs.	25	250
CBXE55	1" x 1" Elbow	2.47 lbs.	10	100

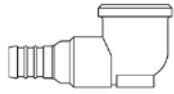


Elbows
Insert x Insert



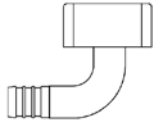
Fixture Transition Fittings (Insert)

Part No.	Description	Bag Qty.	Box Qty.
CBXSA23	3/8" Brass Insert x Lav (1/2" FPT) Swivel Adapter	50	250
CBXSA33	1/2" Brass Insert x Lav (1/2" FPT) Swivel Adapter	50	250
CBXSA33B	1/2" Brass Insert x Lav (1/2" FPT) Swivel Adapter w/ Brass Nut	50	250
CBXSA44	3/4" Brass Insert x Lav (3/4" FPT) Swivel Adapter	50	250




Drop Ear Elbows Insert x FPT

Part No.	Description	Bag Wgt.	Bag Qty.	Box Qty.
CBXDE23C	3/8" Insert x 1/2" FPT Drop Ear Elbow	1.90 lbs.	10	150
CBXDE33C	1/2" Insert x 1/2" FPT Drop Ear Elbow	1.95 lbs.	10	100
CBXDE44C	3/4" Insert x 3/4" Drop Ear Elbow	2.92 lbs.	10	100



Swivel Elbows Insert x FPT

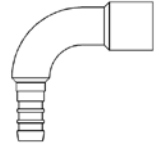
Part No.	Description	Bag Wgt.	Bag Qty.	Box Qty.
CBXSE33C	1/2" x 1/2" FPT Plastic Nut (Copper)	3.25 lbs.	50	250
CBXSE44C	3/4" x 3/4" FPT Plastic Nut (Copper)	4.00 lbs.	50	100



Stub Out Elbows Insert x Closed

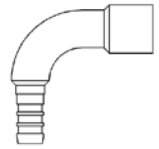
Part No.	Description	Box Wgt.	Box Qty.
CBXE23S0	4" x 6-3/8" Insert x 1/2" Closed End	12.99 lbs.	50
CBXE33S0	4" x 6-1/2" Insert x 1/2" Closed End	12.96 lbs.	50
CBXE44S0	4" x 6-3/4" Insert x 3/4" Closed End	20.61 lbs.	50
CBXE23S0E	4" x 6-3/8" Insert x 3/8" Closed End with Eared Strap	6.21 lbs.	25
CBXE33S0E6	4" x 6-1/2" Insert x 1/2" Closed End with Eared Strap	6.23 lbs.	25
CBXE44S0E	4" x 8-3/4" Insert x 3/4" Closed End with Eared Strap	21.42 lbs.	50

Part No.	Description	Bag Wgt.	Bag Qty.	Box Qty.
CBXE23FC	3/8" Insert x 1/2" Sweat (F)	1.40 lbs.	25	250
CBXE33FC	1/2" Insert x 1/2" Sweat (F)	2.17 lbs.	50	500
CBXE44FC	3/4" Insert x 3/4" Sweat (F)	1.96 lbs.	25	250



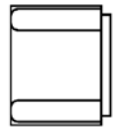
Sweat Elbows
Insert x Female Sweat

Part No.	Description	Bag Wgt.	Bag Qty.	Box Qty.
CBXE23MC	3/8" Insert x 1/2" Sweat (M)	2.50 lbs.	50	500
CBXE33MC	1/2" Insert x 1/2" Sweat (M)	2.23 lbs.	50	500
CBXE44MC	3/4" Insert x 3/4" Sweat (M)	1.96 lbs.	25	250



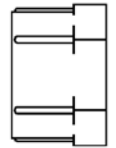
Sweat Elbows
Insert x Male Sweat

Part No.	Description	Bag Wgt.	Bag Qty.	Box Qty.
RXCN2	Fits 3/8" and 1/2" Riser (1/2" Hole)	1 lb.	100	1000

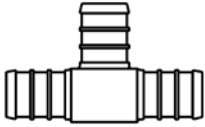


LAV Nuts

Part No.	Description	Bag Wgt.	Bag Qty.	Box Qty.
RXBN2	Fits 3/8" and 1/2" Riser	1.4 lbs.	100	1000

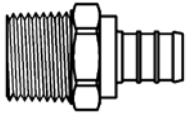


Ballcock Nut



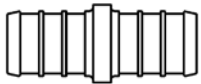
PAL Tee
Insert x Insert x Insert

Part No.	Description	Bag Wgt.	Bag Qty.	Box Qty.
XPT222	3/8" x 3/8" x 3/8" Tee	0.5 lbs.	50	500
XPT333	1/2" x 1/2" x 1/2" Tee	0.6 lbs.	50	500
XPT334	1/2" x 1/2" x 3/4" Reducer Tee	0.45 lbs.	25	250
XPT433	3/4" x 1/2" x 1/2" Reducer Tee	0.53 lbs.	25	250
XPT434	3/4" x 1/2" x 3/4" Reducer Tee	0.60 lbs.	25	250
XPT443	3/4" x 3/4" x 1/2" Reducer Tee	0.55 lbs.	25	250
XPT444	3/4" x 3/4" x 3/4" Tee	0.68 lbs.	25	250
XPT445	3/4" x 3/4" x 1" Tee	0.93 lbs.	25	250
XPT544	1" x 3/4" x 3/4" Reducer Tee	0.46 lbs.	10	50
XPT545	1" x 3/4" x 1" Reducer Tee	0.53 lbs.	10	50
XPT553	1" x 1" x 1/2" Reducer Tee	0.42 lbs.	10	50
XPT554	1" x 1" x 3/4" Reducer Tee	0.46 lbs.	10	50
XPT555	1" x 1" x 1" Tee	0.57 lbs.	10	50



PAL MPT Adapter
Insert x MPT

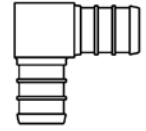
Part No.	Description	Bag Wgt.	Bag Qty.	Box Qty.
XPMC33	1/2" Insert x 1/2" MPT	0.85 lbs.	50	300
XPMC34	1/2" Insert x 3/4" MPT	0.48 lbs.	25	200
XPMC43	3/4" Insert x 1/2" MPT	0.50 lbs.	25	250
XPMC44	3/4" Insert x 3/4" MPT	0.58 lbs.	25	200
XPMC55	1" Insert x 1" MPT	0.65 lbs.	10	50



PAL Coupler
Insert x Insert

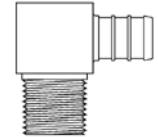
Part No.	Description	Bag Wgt.	Bag Qty.	Box Qty.
XPC32	1/2" x 3/8" Coupler	0.56 lbs.	100	1000
XPC33	1/2" x 1/2" Coupler	0.65 lbs.	100	800
XPC43	3/4" x 1/2" Coupler	0.48 lbs.	50	500
XPC44	3/4" x 3/4" Coupler	0.60 lbs.	50	400
XPC54	1" x 3/4" Coupler	0.19 lbs.	10	100
XPC55	1" x 1" Coupler	0.22 lbs.	10	100

Part No.	Description	Bag Wgt.	Bag Qty.	Box Qty.
XPE33	1/2" x 1/2" Elbow	0.43 lbs.	50	500
XPE43	3/4" x 1/2" Elbow	0.48 lbs.	25	250
XPE44	3/4" x 3/4" Elbow	0.52 lbs.	25	250
XPE55	1" x 1" Elbow	1.36 lbs.	10	100



PAL 90° Elbows
Insert x Insert

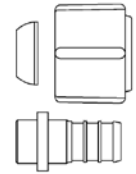
Part No.	Description	Bag Wgt.	Bag Qty.	Box Qty.
XPME32	1/2" Insert x 3/8" MPT Elbow	0.39 lbs.	10	200
XPME33	1/2" Insert x 1/2" MPT Elbow	0.43 lbs.	10	100
XPME43	3/4" Insert x 1/2" MPT Elbow	0.48 lbs.	10	100
XPME44	3/4" Insert x 3/4" MPT Elbow	0.52 lbs.	10	100



PAL Male Thread Elbows
Insert x MPT

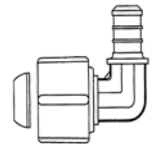
Part No.	Description	Bag Wgt.	Bag Qty.	Box Qty.
XPSA23	3/8" Insert x 1/2" FPT Swivel Adapter	1.30 lbs.	50	250
XPSA33	1/2" Insert x 1/2" FPT Swivel Adapter	1.30 lbs.	50	250
XPSA44	3/4" Insert x 3/4" FPT Swivel Adapter	1.90 lbs.	50	200

Note: Above adapters supplied with plastic nuts



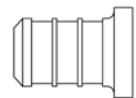
PAL Fixture Transition
Fittings (Insert)

Part No.	Description	Bag Wgt.	Bag Qty.	Box Qty.
XPSE33	1/2" Insert x 1/2" FPT Swivel Elbow	0.49 lbs.	50	250
XPSE44	3/4" Insert x 3/4" FPT Swivel Elbow	0.59 lbs.	50	250

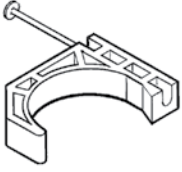


PAL Swivel Elbows
Insert x FPT

Part No.	Description	Bag Wgt.	Bag Qty.	Box Qty.
CBXP2	3/8" Plastic Insert Test Plug	0.48 lbs.	100	1000
CBXP3	1/2" Plastic Insert Test Plug	0.57 lbs.	100	1000
CBXP4	3/4" Plastic Insert Test Plug	0.63 lbs.	50	1000
CBXP5	1" Plastic Insert Test Plugs	0.77 lbs.	50	500



Test Plugs



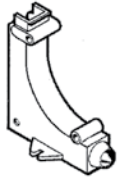
Tube Clamps

Part No.	Description	Bag Wgt.	Bag Qty.	Box Qty.
CLJ2	3/8" J-Clamp with Nail	0.073 lbs.	100	500
CLJ3	1/2" J-Clamp with Nail	0.087 lbs.	100	500
CLJ4	3/4" J-Clamp with Nail	1.36 lbs.	100	500
CLJ5	1" J-Clamp with Nail	1.09 lbs.	50	250



Tube Clips

Part No.	Description	Bag Wgt.	Bag Qty.	Box Qty.
CLE2	3/8" CTS Tubing Clamp	0.25 lbs.	100	1000
CLE3	1/2" CTS Tubing Clamp	0.33 lbs.	100	1000
CLE4	3/4" CTS Tubing Clamp	0.20 lbs.	50	500



Turn Out

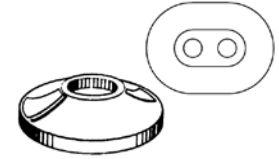
Part No.	Description	Bag Wgt.	Bag Qty.	Box Qty.
CLSE23	Turnout Clamp to secure 3/8"	2.60 lbs.	25	100



Cone Seals

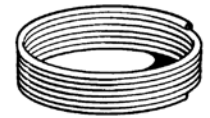
Part No.	Description	Bag Wgt.	Bag Qty.	Box Qty.
RXTC2	1/2" ID Closet Cone	0.61 lbs.	100	1000
RXTL2	1/2" ID LAV Cone	0.22 lbs.	100	1000
RXTL3	3/4" ID LAV Cone	0.36 lbs.	100	1000

Part No.	Description	Weight	Bag Qty.	Box Qty.
RXEW2	Escutcheon for 3/8" Tube (White)	0.07 lbs.	50	500
RXEW2D	Double-Hole Escutcheon for 3/8" Tube (White)	0.09 lbs.	25	250
RXEW3	Escutcheon for 1/2" Tube (White)	0.07 lbs.	50	500
RXEW3D	Double-Hole Escutcheon for 1/2" Tube (White)	0.08 lbs.	25	250



Plastic Escutcheons

Part No.	Description	Min. Wall	Coil Size	Weight Per Coil
TB0C1	1/8" Nominal (1/4" OD) Natural PE	.40	100'	1.5 lbs.



Icemaker Tubing
200 PSI, CTS-OD
SDR-11

Part No.	Description	Box Wgt.	Box Qty.
XLSE4418	3/4" Insert x 3/4" FPT - 18" Flex (Copper)	14.35	25



Water Heater
Swivel Connector
Crimp x FPT



LAV Riser Supplied with
Compression Ferrule
Bulk Packaged

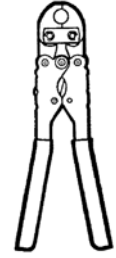
Part No.	Size and Length	Weight	Box Qty.
RLX112	3/8" x 12"	3.5 lbs.	100
RLX115	3/8" x 15"	4.0 lbs.	100
RLX120	3/8" x 20"	5.0 lbs.	100
RLX130	3/8" x 30"	7.5 lbs.	100
RLX136	3/8" x 36"	9.0 lbs.	100
RLX212	1/2" x 12"	2.0 lbs.	50
RLX215	1/2" x 15"	2.5 lbs.	50



Closet Riser Supplied with
Compression Ferrule
Bulk Packaged

Part No.	Size and Length	Weight	Box Qty.
RKX112	3/8" x 12"	3.5 lbs.	100
RKX115	3/8" x 15"	4.0 lbs.	100
RKX120	3/8" x 20"	5.0 lbs.	100
RKX212	1/2" x 12"	2.0 lbs.	50
RKX215	1/2" x 15"	2.5 lbs.	50

Part No.	Description	Weight
HAD2	3/8" Full-Circle Crimper	4.2 lbs.
HAD3	1/2" Full-Circle Crimper	4.3 lbs.
HAD4	3/4" Full-Circle Crimper	4.9 lbs.
HAD5	1" Full-Circle Crimper	5.5 lbs.
HAD34	3/4" and 1/2" Crimper	4.9 lbs.



Crimp Tools

Part No.	Description	Weight
HCM2	Compact 3/8" Full-Circle Crimper	2.0 lbs.
HCM3	Compact 1/2" Full-Circle Crimper	2.1 lbs.
HCM4	Compact 3/4" Full-Circle Crimper	2.5 lbs.



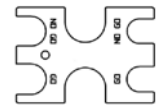
Crimpmaker™

Part No.	Description	Weight
EZ2	1/2" EZ2 Stroke Crimper	2.1 lbs.
EZ2	3/4" EZ2 Stroke Crimper	2.5 lbs.



EZ2 Crimp Tool

Part No.	Description	Weight
HAC234	Measures 3/8," 1/2" and 3/4" Finished Crimp by GO/NO-GO	0.11 lbs.

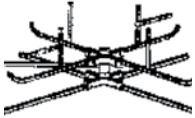


Crimp Caliper



Tubing Cutter

Part No.	Description	Weight
HAK5M	Tubing Cutter (up to 1-1/4" CTS)	0.12 lbs.
HAKB5M	New 1-1/4" Replacement Blade for HAK6	0.07 lbs.



Tubing Uncoiler

Part No.	Description	Weight
TATK200	Tubing Uncoiler	30 lbs.

BRUISER WATER SERVICE BLUE PIPE

NSF-pw

POTABLE WATER LISTED

CSA B137.1 AWWA-C901

BRUISER blue PE4710 color coded high-density polyethylene pipe is IPS-ID (iron pipe size, inside diameter controlled) in sizes 3/4" through 2". Pipe is available in two SIDR (standard inside dimension ratio) ratios for 160psi and 200psi ratings. BRUISER blue color coded high density polyethylene tubing is CTS-OD (copper tubing size, outside diameter controlled), SDR-9 (standard dimension ratio) in 3/4" through 2" sizes with a 200psi rating. Coils over 200' in length are incrementally marked.

BRUISER has a core of HDPE that contains a minimum of 2% carbon black ultraviolet light protection to meet the cell classification 445574C per ASTM D 3350. BRUISER features an outer, blue layer which contains pigments and ultraviolet stabilizers to meet the cell classification 445574E per ASTM D 3350 and meets the color coding requirements of some industry standards.

It is recommended for use in cold water service, water well and underground irrigation systems. Since both layers are UV protected, BRUISER can be stored outdoors in direct sunlight for up to 5 years with no change to its pressure rating or expected in-service performance. For fittings refer to AWWA guidelines.

“PURPLE PIPE” RECLAIMED WATER SERVICE TUBING

Our reclaimed water tubing is purple color coded high density polyethylene PE4710 for gray water applications. This purple tubing is available in 3/4"-2" sizes, CTS-OD, SDR9 manufactured in accordance with ASTM D2737 and 1" IPS-ID, SIDR7 manufactured in accordance with ASTM D2239. It has a 200psi rating at 73.4°F. Coils over 200" in length are incrementally marked.

“Purple Pipe” reclaimed water tubing has a core of HDPE that contains a minimum of 2% carbon black ultraviolet light protection to meet the cell classification 445574C per ASTM D 3350. “Purple Pipe” features an outer, purple layer which contains pigments and ultraviolet stabilizers to meet the cell classification 445574E per ASTM D 3350 and meets the color coding requirements of some industry standards. Purple reclaimed water tubing may be stored and used in direct sunlight. Purple reclaimed water tubing is not listed for potable water use and must not be used for the transport of drinking water.

CANPEX™ ULTRA WITH TRACER WIRE WATER SERVICE TUBING

CANPEX™ ULTRA with tracer wire comes standard in blue. This tubing is available in 3/4" x 60' and 3/4" x 75' CTS, SDR-9 wall thickness and meets the requirements of ASTM F876/F877, cNSF CSA B137.5, ULC/UL S101 UL263, ULC S102. The tracer wire is 14 gauge TW solid copper, light colored plastic coated and conforms to all the Ontario Building Code specifications for Water Service Tubing (OBC Trace Wire specification, Section 7.2.11.3). For information on the suitability for other hot and cold water applications in your region, consult with your Vanguard representative or contact the applicable code enforcement bureau.

CANPEX™ ULTRA with Tracer Wire is cross-linked polyethylene flexible tubing with a copper tracer wire. The multi-layer construction of this pipe allows for long term Chlorine/ORP resistance. This pipe greatly exceeds the minimum chlorine resistance requirement of ASTM F876 for domestic re-circulating hot chlorinated water. CANPEX™ ULTRA is not to be installed underground in areas of known chemical contamination of the soil, such as organic solvents or petroleum distillates, or where there is a high risk of chemical spills. For more information on CANPEX™ ULTRA water service installation guidelines contact your Vanguard representative.



Bruiser
 200 PSI, CTS-OD
 SDR-9
 ASTM D 2737
 PE4710
 Coils



CSA B137.1
 AWWA-C901

Premium CTS tubing for water service. Bruiser tubing is indent printed and ink jet printed for permanent identification. Only 200PSI Bruiser tubing is warranted for main to meter applications.

* Please check with your Vanguard representative for availability of this product line in your region.

Part No.	Nominal Size	Min. Wall	Coil Size	Avg.Weight Per Cell
BEC4C1	3/4" (0.875 OD)	.097	100'	10.30
BEC4C2			200'	20.60
BEC4C3			300'	31.40
BEC4C5			500'	50.50
BEC5C1	1" (1.125 OD)	.125	100'	17.14
BEC5C2			200'	34.28
BEC5C3			300'	50.75
BEC5C5			500'	84.36
BEC6C1	1 1/4" (1.375 OD)	.153	100'	25.80
BEC6C3			300'	76.34
BEC7C1	1 1/2" (1.625 OD)	.181	100'	36.10
BEC7C3			300'	106.90
BEC8C1	2" (2.125 OD)	.236	100'	61.95
BEC8C2			200'	122.70

10% upcharge for special length coils



Bruiser
 200 PSI, IPS-ID
 SIDR-7
 ASTM D 2239
 PE4710
 Coils



CSA B137.1
 AWWA-C901

Premium IPS pipe for water service. Bruiser tubing is indent printed and ink jet printed for permanent identification. Only 200 PSI Bruiser pipe is warranted for main to meter application.

Part No.	Nominal Size	Min. Wall	Coil Size	Avg.Weight Per Cell
BFH4C1	3/4" (0.824 ID)	.118	100'	15.97
BFH4C3			300'	47.28
BFH4C5			500'	78.59
BFH5C1	1" (1.049 ID)	.150	100'	25.51
BFH5C3			300'	75.55
BFH5C5			500'	125.58
BFH6C1	1 1/4" (1.380 ID)	.197	100'	44.06
BFH6C3			300'	130.48
BFH7C1	1 1/2" (1.610 ID)	.230	100'	60.19
BFH7C2			200'	119.22
BFH8C1	2" (2.067 ID)	.295	100'	99.47
BFH8C2			200'	197.01

10% upcharge for special length coils



Bruiser
 160 PSI, IPS-ID/DI
 SIDR-9
 ASTM D 2239
 PE4710
 Coils



CSA B137.1
 AWWA-C901

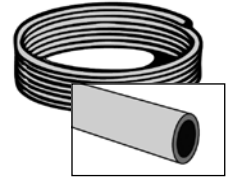
Bruiser pipe is indent printed and ink jet printed for permanent identification.

Part No.	Nominal Size	Min. Wall	Coil Size	Avg.Weight Per Cell
BFL4C1	3/4" (0.824 ID)	.092	100'	12.40
BFL4C3			300'	36.72
BFL4C5			500'	61.04
BFL5C1	1" (1.049 ID)	.117	100'	19.71
BFL5C3			300'	58.38
BFL5C5			500'	97.04
BFL6C1	1 1/4" (1.380 ID)	.153	100'	33.38
BFL6C3			300'	98.85
BFL7C1	1 1/2" (1.610 ID)	.179	100'	43.97
BFL7C2			200'	87.09
BFL8C1	2" (2.067 ID)	.230	100'	75.34
BFL8C2			200'	149.23

Premium CTS tubing for reclaimed water service.

Part No.	Nominal Size	Min. Wall	Coil Size	Avg.Weight Per Cell
BRB4C1	3/4" (0.875 OD)	.097	100'	10.26
BRB5C1	1" (1.125 OD)	.125	100'	17.11
BRB5C3	1" (1.125 OD)	.125	300'	50.66
BRB6C1	1 1/4" (1.375 OD)	.153	100'	25.75
BRB7C1	1 1/2" (1.625 OD)	.181	100'	36.06
BRB8C1	2" (2.125 OD)	.236	100'	61.91

10% upcharge for special length coils



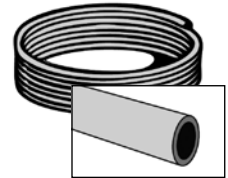
**"PURPLE PIPE"
RECLAIMED WATER
SERVICE TUBING**

200 PSI, CTS-OD
SDR-9
ASTMD 2737
PE4710
Coils

Premium IPS tubing for reclaimed water service.

Part No.	Nominal Size	Min. Wall	Coil Size	Avg.Weight Per Cell
BRC5C1	1" (1.049 ID)	.150	100'	31.0
BRC5C3	1" (1.049 ID)	.150	300'	93.0

10% upcharge for special length coils

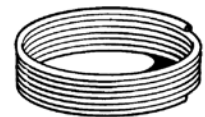


**"PURPLE PIPE"
RECLAIMED WATER
SERVICE TUBING**

200 PSI, IPS-ID
SIDR-7
ASTMD 2239
PE4710
Coils

Part No.	Nominal Size	Description
8270070060	3/4" X 60'	Blue Ultra PEX with Tracer Wire
8270070075	3/4" X 75'	Blue Ultra PEX with Tracer Wire

* Special order for Red



**CANPEX™ ULTRA
WITH TRACER WIRE**

Blue
100 PSI@180°F
160 PSI@73°F
SDR-9
CSA B137.5
ASTM F876/F877/F2023
NSF-PW
CL-R/CL-TD
CAN/ULC S101/UL263
CAN/ULC S102.2-03
CTS-OD
Coils



T. 888.PIPEPEX (747.3739) | VANGUARD.CA